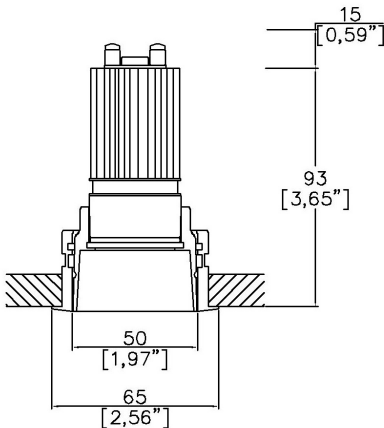


Soft50 Gen2 Fixed Trim

TM65.2	5kgCO2e
TM66	2.4 CEAM



Ø65mm (2.56") overall trim.  
Available with standard trim kit or 3 flush trim options, depending on ceiling type and finish.  
Family of matching products also available.



Soft50 Gen2 with Trim Kit TR1 <sup>(1)</sup>  
Cut-out Ø61mm.  
Required depth height +15mm.

LED Source	LED35/3-TW		LED35/3-TW		LED35/3-TW	
CRI	≥90 CRI		≥90 CRI		≥90 CRI	
Drive Current	200mA		200mA		200mA	
Power inc Driver	9W		9W		9W	
Beam Angle	NF (21°)		FL (36°)		WFL (46°)	
Forward Volt	38V		38V		38V	
CCT	6527	4018	6527	4018	6527	4018
Delivered Lumens	649	635	613	583	547	534
Delivered Intensisty cd	3817	3782	1529	1481	881	871
Delivered Lumens per circuit watt	72	70	68	65	60	59

Note: Performance data is based on the Highest CCT of each module type.

Project Ref: \_\_\_\_\_ Location Ref: \_\_\_\_\_

Fixture Order Code: 

SF50200

 – 

TR1

 –  –  –  –

Fixture

SF50200

Soft50 Gen2 Fixed for LED

Installation

TR1

Trim for Existing Ceilings (ceiling thickness 25mm max)

Body Finish

WH03

White RAL 9016

BK01

Black RAL 9005

RAL\*

Custom RAL Colour\*

ABR1

Antique Brass

ABZ1

Antique Bronze

PCH1

Polished Chrome

PNK1

Polished Nickel

PBR1

Polished Brass

Trim Finish

WH03

White RAL 9016

BK01

Black RAL 9005

RAL\*

Custom RAL Colour\*

ABR1

Antique Brass

ABZ1

Antique Bronze

PCH1

Polished Chrome

PNK1

Polished Nickel

PBR1

Polished Brass

IP Rating

20

IP20

65

IP65

Fire Rating

0

No Fire Rating

FR (3)

Fire Rated

(1) For any ceiling thickness or construction type not shown please contact Lucent

(2) Adjustment may be limited in thicker ceiling constructions. Refer to installation instructions for details.

(3) Tested and approved to EN 1363-1:2020 and EN 1365-2:2014 for 60 minutes Fire Rating.

LED Order Code: 

LED35/3-TW

LED

LED35/3-TW

LED35 Gen3 Dynamic TuneableWhite

CCT

6527

6500K - 2700K

4018

4000K - 1800K

Beam

NF

Narrow Flood

FL

Flood

WFL

Wide Flood

Driver Options:

Protocol

D6

DALI Type 6\*\*

D8

DALI Type 8\*\*

B

Bluetooth\*\*\*

Emergency Options:

Emergency

E

Maintained 3hr Emergency

ED

Maintained 3hr DALI Self Test

ES

Maintained 3hr Self Test

Finish selection




Antique Brass



Antique Bronze



Polished Brass




Polished Nickel




Polished Chrome

Accessories




Honeycomb Louvre



Diffusing Lens



Frosted Lens



Heavy Spread Lens



Linear Spread Lens

Accessories Order Code:

- Louvre/Lens
- LS45 Honeycomb Louvre
  - LSDF Diffusing Lens
  - LSFR Frosted Lens
  - LSLS Linear Spread Lens
  - LSHS Heavy Spread Lens

Technical Details

\*Custom RAL code must be specified. Custom RAL colours can increase prices and lead times

Dimming. Whilst Lucent can offer the majority of its luminaires with various dimming options, it remains the responsibility of the specifier/installer to check and ensure compatibility of any control equipment used. Additional cabling may be required depending on the dimming protocol specified.

\*\*Bluetooth (wireless) is the communication method. The exact dimming protocol must be confirmed to allow the selection of suitable drivers or bluetooth devices.

^ Depth indicated is the minimum recess depth for the luminaire with a remote mounted LED driver. Installing a driver through either the luminaire cut-out or installation kit may require additional recess depth, please refer to the relevant luminaire installation instructions for further details.Data correct at time of publishing

First Fix Requirement. Luminaire comprised of fixture body with ceiling trim and installation kit, which is to be fitted into the ceiling once finished. Ensure correct alignment of the installation kit before final assembly (see luminaire instllation instructions for details)

IP Rating. Tested from underside of the ceiling

Note that the picture of the finishes provided is for illustrative purposes only. The finishes may vary in colour, texture and appearance. Contact Lucent lighting Ltd for more information.

It is the policy of Lucent Lighting to continually review and improve its products and therefore reserve the right to change any details of product or withdraw specifications without prior notice.

Luminaires designed to comply with EN60598 and all other standards.

This specification sheet superseded all previous versions.

All intellectual property rights pertaining to the product described above and to this document are owned by or licensed to Lucent Lighting Ltd.

We reserve the right to take whatever action is necessary to protect those intellectual property rights.